



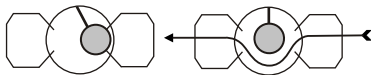
FCU VALVE

FEATURES

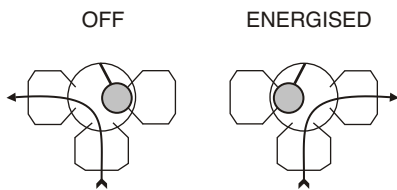
- Polymer Composite body
- Long life synchronous motor drive with spring return
- Available with two way and three way connections
- Suitable for two position control of hot and chilled water in fan coil units and other small zone units
- Auto/Manual lever
- Size 20 mm dia

BENEFITS

- Easy operation
- Highly reliable
- Economical
- Easy maintenance



2WAY VALVE



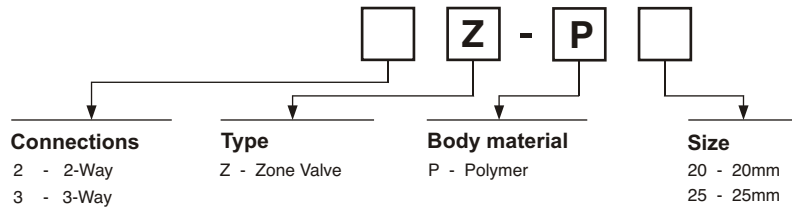
3WAY VALVE

Normally Closed Port - Coil Port
 Normally Open Port - Bypass Port
 Center Port -Common Port

TECHNICAL DATA

Materials	
Valve body	: Polymer Composite
Spindle	: S.S
Spindle packing	: O-ring (nitrile)
Shutoff ball	: EPDM
Rated pressure	: 25 bar
Fluid temp limits	: 5°C to 110°C
Rated voltage supply	: 230 V, 1 Phase, 50 Hz
Absorbed power	: 6 W
Mounting position	: Horizontal or vertical (Do not mount with motor downwards)
Protection	: IP 20

MODEL DESIGNATION



INSTALLATION AND COMMISSIONING

Ensure that the position of valve and its ports complies with the hydraulic circuit of the installation

DIMENSIONS

Type	DN	A	B	C	D	E
3ZC 20	3/4"	94	47	50	82	132
2ZC 20	3/4"	94	47	50	82	120

All Dimensions in mm.

